

Specification: Remote Alarm Fill Panel (One Alarm) Tramont Option #1958



Tramont Corporation
3701 N. Humboldt Blvd.
Milwaukee, WI 53212
Ph: 414.967.8800
Fx: 414.967.8811
www.tramont.com

The Tramont One-Alarm Remote Alarm Fill Panel includes the following:

- NEMA 3R enclosure (designed for wall mounting)
- One visual (red LED) and one audible (horn) alarm

Select one of the following:


- Low Fuel Level
- High Fuel Level
- Critical High Fuel Level
- Fuel in Containment Area

Important

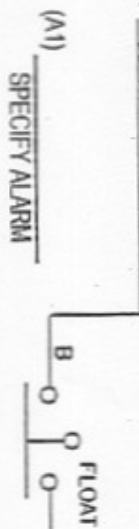
Visual and audible alarms must be identical. Example: If you select "Low fuel level" your panel will include this alarm as both visual and audible. You cannot select an alarm for visual and then make a different selection for audible.

Visual and audible alarms must match.

- Silent switch for audible alarms
- Electrical connection options include:
 1. 120 VAC power (two wires). 12 or 24 VDC available.
 2. Fuel in containment area switch (two wires). Option #2830, #2831, and #2930.
 3. Low fuel level switch (two wires). Option #3178
 4. High fuel level switch (two wires). Option #3179.



120 VAC
1 PH, 60 HZ

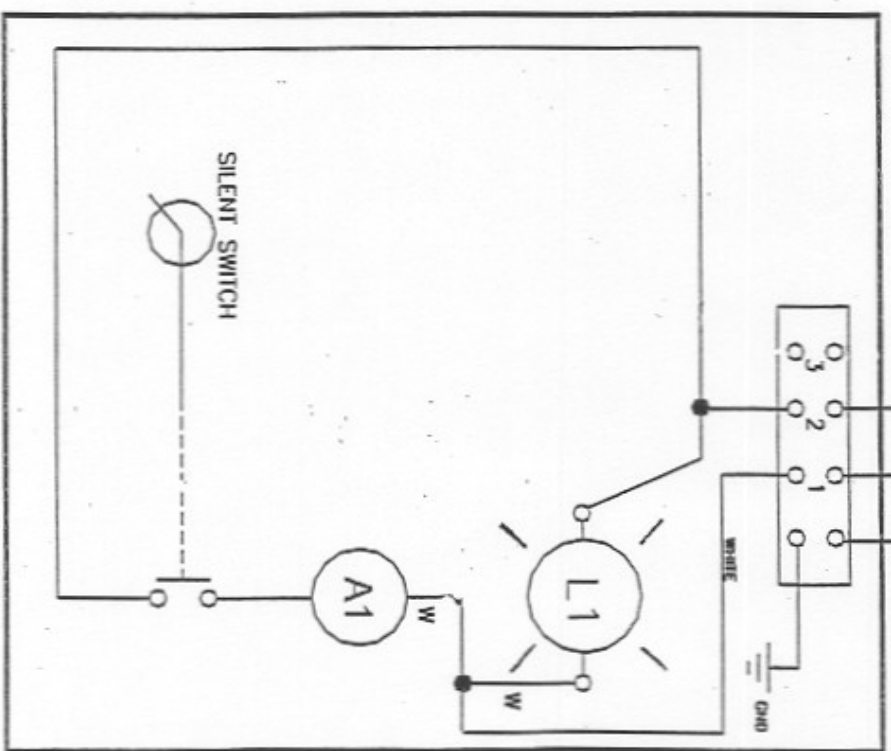


NOTES:

1. FLOATS ARE SHOWN IN A "NORMAL" FUEL LEVEL CONDITION. TANK FULL WITHOUT A HIGH LEVEL, NO FUEL IN BASIN.
2. FLOAT SWITCHES ARE RATED AT 50 WATTS.

OPTION: 1958

- REMOTE ALARM PANEL.
- ONE ALARM



LIGHT

ALARM HORN